

# ALU1-SR3 (130)

The “Secured By Design” ALU1 security shutter has been tested and approved by the LPCB (Loss Prevention Certification Board) to an insurance approved **SR3 / C5 security** level (LPS 1175: Issue 8).

Utilising an innovative lightweight design, The ALU1 security shutter provides a high security solution for commercial applications up to 7.92m wide and 62m<sup>2</sup>. **Perforated version available (22% airflow).**

## Curtain Slat

Single-skin extruded aluminium slat with an additional anti-lift profile to eliminate the need for additional locking systems.

**Slat Face:** 105mm + 25mm anti-lift profile

**Weight per m<sup>2</sup>:** 22kg

**Maximum Width:** 7920mm

**Maximum Area:** 62m<sup>2</sup>

## Bottom Slat

Extruded aluminium bottom slat with solid aluminium defenders.

## Guide Channels

Extruded aluminium guide channels with rubber weather seal. Width of 120mm.



## Contact us



Sales@ukrollershutters.com



+44(0)1384 221 743



Unit 41 Wombourne Enterprise Park,  
Bridgnorth Road, Wombourne WV5 0AL

[www.ukrollershutters.com](http://www.ukrollershutters.com)

## Enclosure

Not provided as standard. Steel casing available on request.

Guide Height (mm)	Plate Size (mm)	
3000	400	tubular
4800	450	outboard
6200	500	outboard
7800	550	outboard
9800	600	outboard

Plate sizes shown as a guide only and may vary.

## Applications

The ALU1 security shutter provides a high security solution for commercial applications up to 10m wide and 90m<sup>2</sup>. The 130mm profile face consists of two interlinking sections. A 105mm double skinned extruded aluminium profile is married with a 20mm self locking anti-lift quirk. Suitable for internal face fit.

## Finish

The ALU1 can be powder coated to any RAL / BS colour reference.

## Operation

**Tubular Motor:** With internal rocker switch or external key switch and safety brake as appropriate to comply with legislation. Manual override facility & crank handle as required (surcharge applies).

**Outboard Motor:** GfA single or three phase motor with integrated safety brake, chain manual override and push button control station as standard.

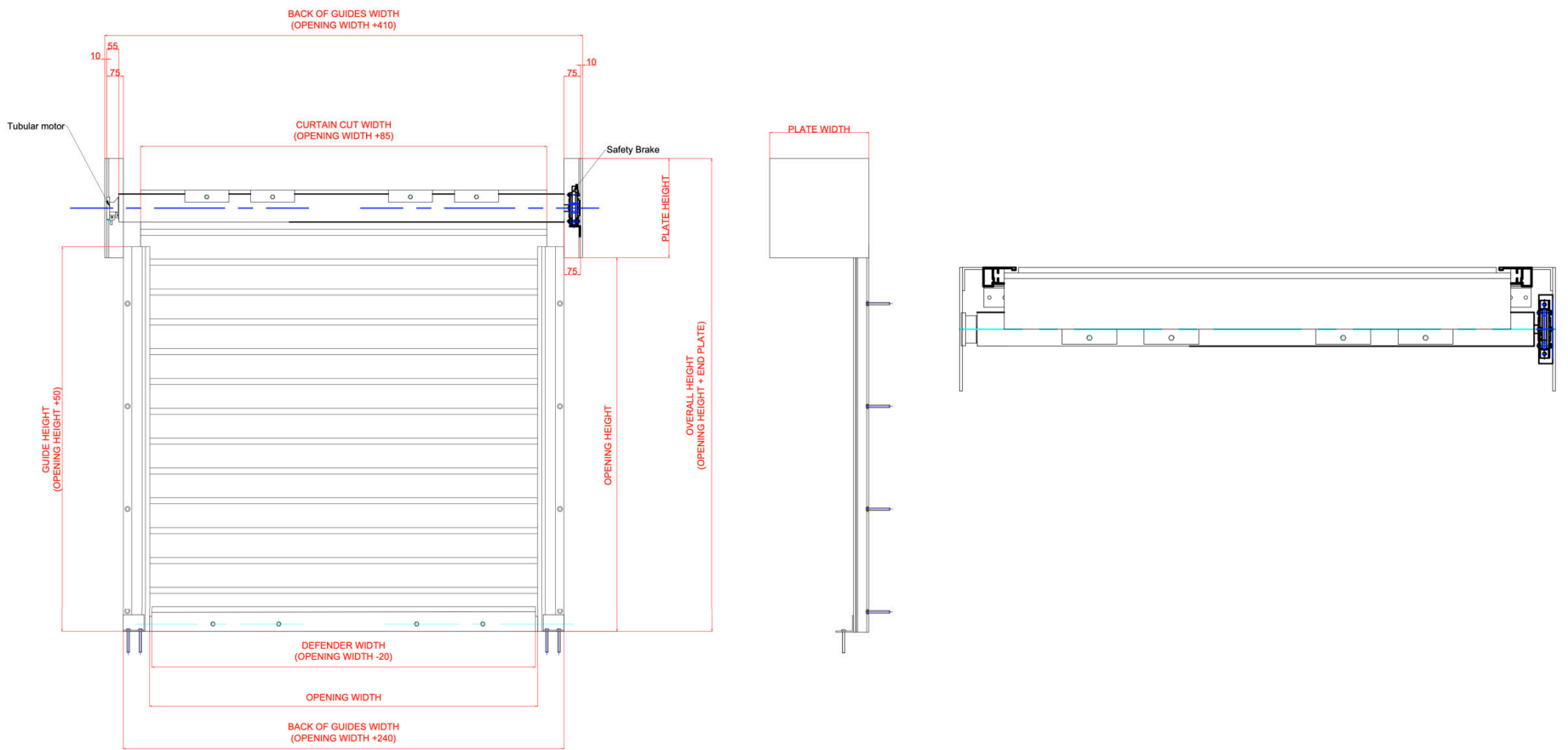
All motors have numerous control option variants such as remote and group or mobile phone activation.



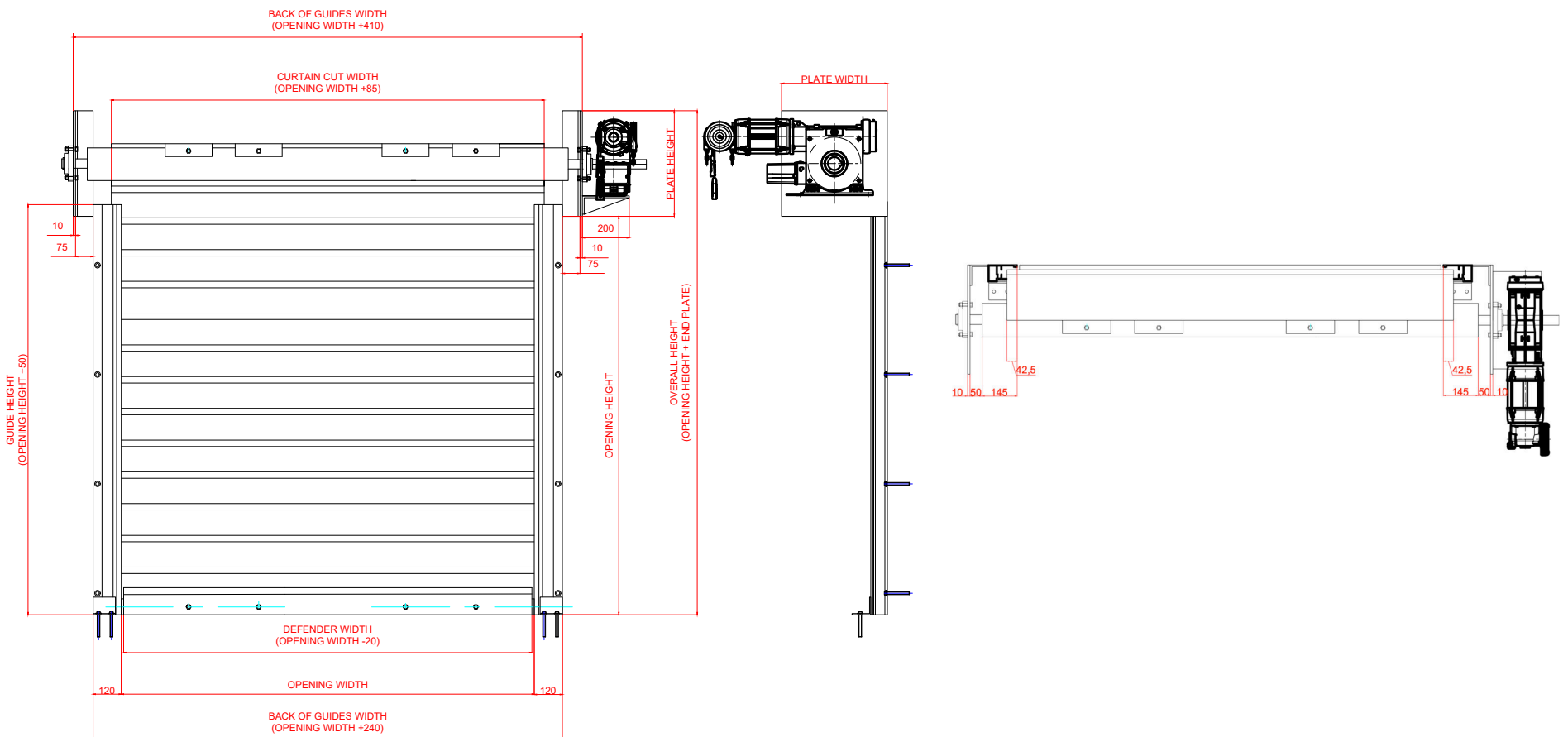
# ALU1-SR3 (130)

LPCB Rated Security Shutter

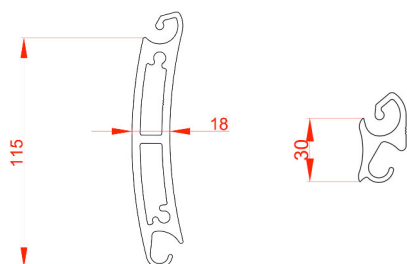
## TUBULAR MOTOR



## OUTBOARD MOTOR



## SLAT PROFILE & QUIRK



## GUIDE CHANNELS

