



SECUREROLL®

Strength in design.



UK ROLLER SHUTTERS

SUPPLIER & FITTER OF ROLLER SHUTTERS

Why Secureroll?

Recent survey results showed security is the most important factor when buying a garage door. This came as no surprise since the garage is a key target for thieves and can even provide an access point to the entire home.

With this in mind our designers sat down to create the perfectly secure door. They knew it also needed to be stylish and bespoke, with a wide choice of colours and sizes to meet the diverse requirements of domestic garages.

Reliability was also a priority, and one which can only be achieved through years of experience, a high level of technical expertise and unrivalled build quality.

This resulted in Secureroll remote control garage doors; barriers designed to protect one of the most vulnerable parts of the home. Each door is made to order in the UK using the highest specification components.

They ensure owners can enjoy years of problem-free use. All doors are fully insulated with remote control operation and state-of-the-art safety and security features as standard.

Secureroll products are CE marked in accordance with European guidelines and quality assured to ISO 9001:2015.





Our Doors

Your Secureroll distributor will help you select the most suitable door dependent on your requirements. There are two designs available, both of which are manufactured to a specific size and in your chosen finish.

Classic

Our best selling door. If your requirements are typical of most garage scenarios, the Classic, with its 77mm insulated slats, will probably be the default choice. Available in a wide choice of colours with innovative features, advanced technology and Secured by Design approval.



Compact

Roller garage doors are renowned for their unique space-saving design, and the Compact has been developed specifically for garages with limited headroom. Its 55mm insulated slats enable a smaller box enclosure than the Classic door.



Classic (77mm slat)



Compact (55mm slat)



Quality in Design

Secureroll roller garage doors are made to measure and come with the following features as standard:

- Remote control operation provided by world-leading brands in home automation.
- A wide choice of solid colours and painted wood effects, with the option to upgrade to a wood laminate or RAL colour matched finish.

What's in a Door?

Profiles

Secureroll profiles are manufactured from twin walled aluminium with an advanced polyurethane foam core, providing effective heat and sound insulation. There are no visible handles or locks for potential intruders to target.

Vision Option

Optional solid colour vision profiles allow natural light to enter the garage. Transparent polycarbonate infills weatherproof the openings (*excludes Compact*).



Guides

High security extruded aluminium guide channels protect the door curtain from lateral attack. These have built-in brushes to minimise operating noise, assist smooth operation and reduce draughts.



Bottom Slat

The bottom slat is manufactured from tough extruded aluminium, with a built-in intelligent safety edge system. Sensors can detect an obstruction and communicate this to the control panel, which in turn automatically retracts the door.

Weather Seal

A flexible rubber weather strip minimises or prevents rain from entering the garage.



Box

Each door comes with a full or half box option to keep the barrel and curtain out of reach. Typical box sizes of 205mm (Compact) and 300mm (Classic) can be achieved (subject to opening height), and may be colour matched to the rest of the door.

Anti-Lift Locking

The strong steel barrel is connected to the curtain via a patented anti-lift locking system. This prevents the curtain from being forcibly opened from below.



Safety Brake

An integrated brake is fitted to the end plate. This prevents the door from dropping in the event of motor failure and ensures compliance with safety legislation.



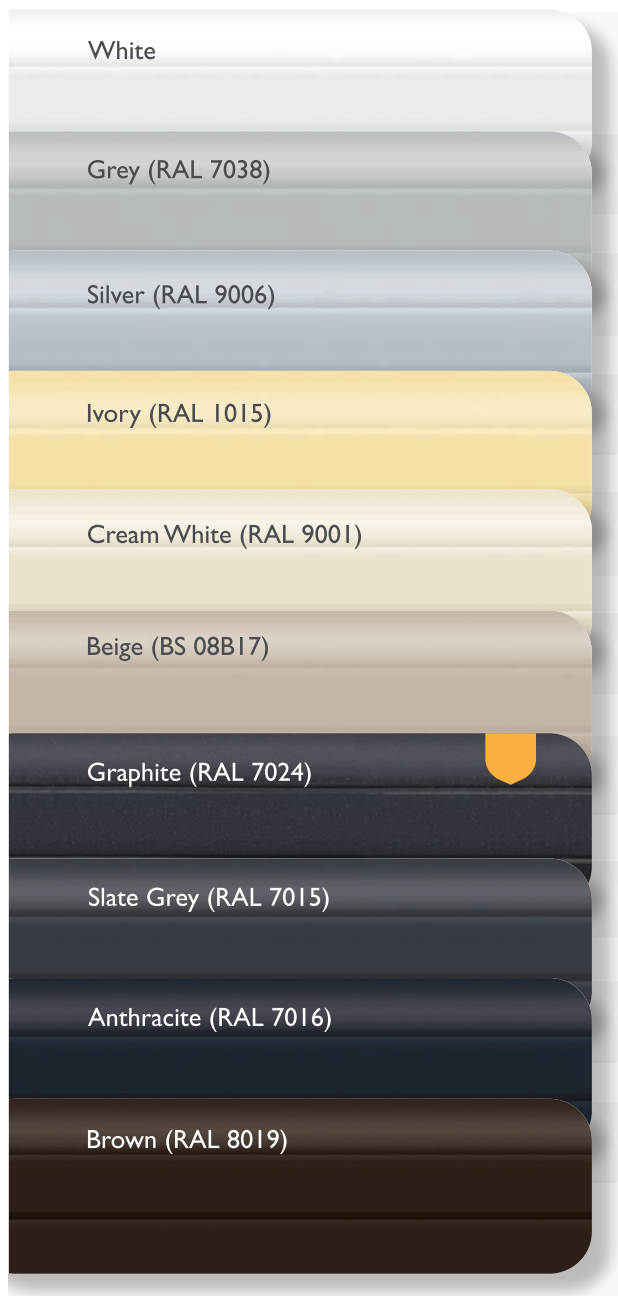
Threshold Strip

Add that extra special finishing touch with an aluminium threshold strip (surcharge applies).

A World of Colours...

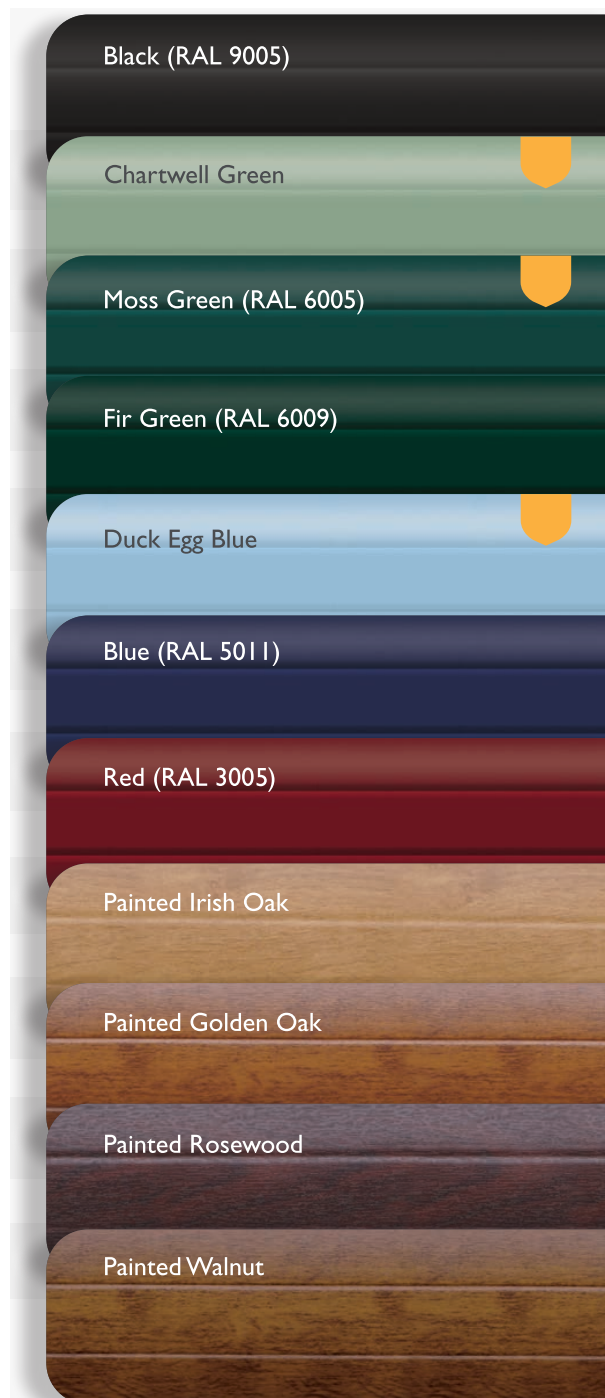
Standard

Choose from one of the widest standard colour ranges in the marketplace. Secureroll doors are available in the following colours and painted wood effects at no extra cost.



Colour not available on Compact doors

All colours are shown as a guide only due to variances in the printing process. RAL / BS colour references quoted are the nearest standard colour and may not match perfectly.



Matching Box and Guides

Perfect attention to detail: matching box and guides are available as standard with all solid colour doors.

Wood effect doors (painted or laminate) have complementary brown box and guides.

Ask your installer for white (or any other colour) if you would rather match existing features such as window frames.



Premium Finishes

Wood Laminate Finishes

Applied to the external (convex) side of the door, laminate finishes capture the unique texture of real woodgrain.

Surcharge applies.

Colour Matching

For limitless potential to match existing features request our powder coating option. Simply provide a RAL or BS colour reference and the curtain, box and guides will be powder coated to match. *Surcharge applies.*

The colour match service is not available on the Compact door. For smaller openings ask about the E37 roller shutter, which has a similar design and can be powder coated.

Laminate Irish Oak

Laminate Golden Oak

Laminate Mahogany

Laminate Rosewood

Automation

The Somfy control panel acts as a command centre for your Secureroll door. A generous mix of built-in features and modes make it the perfect companion for your garage.



Courtesy Light

The integrated LED light will automatically switch on during operation. This allows you to park your car and exit in comfort and convenience.

Intruder Alarm

A built-in vibration sensor triggers a 100dB alarm if an attempt is made to force open the door.

Intelligent Communication

The control panel effortlessly handles instructions from your controls and safety edge system. It will automatically stop the door from closing if it senses an obstruction.

Powerful Motor

Secureroll motors are sourced from market-leading home automation brands Somfy and NRG to ensure longevity. Their compact designs fit neatly inside the barrel.

Holiday Mode

Lock the control panel for extra security when you are not home. Holiday mode prevents anybody from opening the door until you unlock it with your handset.

Controls

With remote control operation as standard and huge choice of switches and smart home integration, a Secureroll door is the ultimate in convenience.

Handset

Simply press a button and drive straight in. Secureroll doors are supplied with two four-button key fobs as standard, there is also an option to program more as required. Rolling code technology means your handset will generate a different code each time you use it, preventing criminals from gaining access.



Push Button

Don't have your key fob to hand? Operate the door using the push buttons on the control panel itself.

Manual Override

A simple winding handle allows you to open and close the door in the event of power failure.



Accessories

Tailor your garage door to your lifestyle with these control options (*surcharges apply*).

Wireless Controls

Wireless wall switches or combination code keypads can be mounted inside or outside your home. Touch-sensitive Smooove switches can be customised to match your decor with frames in various colours and wood effects.



Other Switches

Choose from a range of wired and wireless combination code key pads and rocker switches.




Smart Home System

Secureroll garage doors are compatible with the Somfy TaHoma home automation system. This makes it possible to operate your garage door, dim your lights, open the blinds and even control home audio from your smartphone.

External Manual Override

A low level external override allows you to open and close the garage door manually from outside. It is operated by a simple crank handle and has a lockable cover for security.







Security

Secureroll garage doors are manufactured in the UK by physical security specialists Aluroll. They have spent many years developing security shutters for the commercial sector, becoming the first choice for banks, Government buildings and other high-risk premises globally.

This unrivalled expertise has been transferred to the domestic market with the Secureroll range. Each door is packed with innovative features to protect your property, from the anti-lift locking system to the high strength extruded guide channels designed to keep the curtain in place.

For the Classic door, Secured by Design accreditation reaffirms the fact that this is one of the most secure roller garage doors in the marketplace.

What is Secured by Design?

Secured by Design is a police-backed project for “designing out crime”. Products which have achieved this accreditation have been tested and proven to make life difficult for would-be burglars.

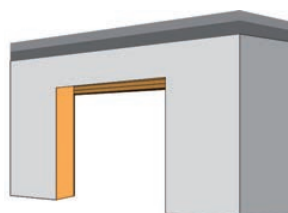
The Classic door has passed independent tests designed to simulate an attempted break-in and assess its general performance. Manufacturing quality practices are closely monitored to maintain the accreditation.

Installation

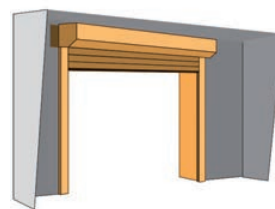
Flexibility with fitting your Secureroll door makes it easier for your installer to find the perfect solution. Factors like your chosen product, its size, the wall construction and how much overhead space you have affect which option is most suitable.

Internal Face Fix

The door is fitted to the inside face of the garage opening. This is the most common location and allows the maximum clear drive through width and the best security.



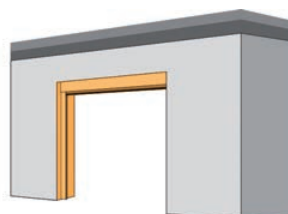
Outside



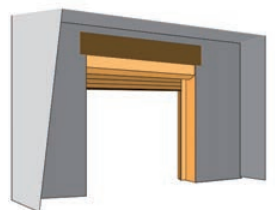
Inside

Reveal Fix

The door is fitted within the garage opening, underneath the lintel. A reveal fix is most commonly used when face fixing is not possible. It requires good headroom within the opening, but no space above it. The Compact is ideal for this type of installation.



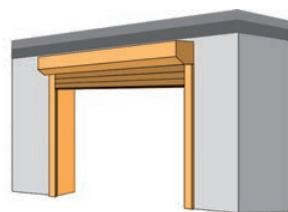
Outside



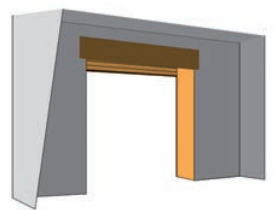
Inside

External Fix

When headroom does not permit internal installation, doors can be fitted to the external face. This means the box is visible outside the garage and the concave face of the door curtain slats face outwards.



Outside




Inside

Care and Maintenance

You will receive a copy of operating and maintenance instructions with your door. It is important that you keep this document as it contains details about your warranty, commissioning certificates and a service history form. We recommend that Secureroll doors are cleaned and serviced regularly by your Secureroll installer. A copy of the full terms and conditions is available on request.

Curtain Marking

Please note that due to the rolling action of the door, surface marking may be caused by security locks, dust and debris. This does not constitute a product fault and performance is not affected in any way.



Door Comparison

	Classic	Compact
Accreditations		
CE Mark	✓	✓
Secured by Design	✓	

Measurements		
Slat Height	77mm	55mm
Maximum Overall Width	5500mm	3000mm
Maximum Surface Area	16m ²	9m ²
Required Headroom	250mm / 300mm / 360mm	205mm / 250mm
Guide Channel Width	70mm / 90mm	66mm

Specification		
Insulation	✓	✓
Full Box	✓	✓
Half Box	o	o
Anti Lift Locking System	✓	✓

Colours		
Standard Options	21	16
Wood Laminate Finishes	4	
Powder Coating	o	Ask about our E37 shutter

Operation		
2 Handsets	✓	✓
Courtesy Light & Alarm	✓	✓
Safety Edge System	✓	✓
Internal Manual Override	✓	✓
External Manual Override	o	o
Key Pad	o	o
Wireless Wall Switches	o	o
Smart Home Integration	o	o

Controls		
Holiday Mode	✓	✓
Intruder Alarm	✓	✓
Courtesy Light	✓	✓

Standard: ✓

Optional: o