



## LPS1175 SR3 HEAVY DUTY STEEL SHUTTER

---



## LPS1175 SR3 HEAVY DUTY STEEL SHUTTER

LPSSHUT-3



### PRODUCT DESCRIPTION

UK Shutters offers a wide range of security shutters that provide a high level of security to the openings of any premises. The shutters come with a distinct security rating accreditation including SBD (Secured by Design) or LPS 1175 security rated levels 1-4.

Our steel shutters go up to level 4 whilst our aluminium versions will reach level 2. Please be aware, due to the nature of these shutters, they must be installed using certain fixings and must be installed in very specific ways in order to achieve the "LPS1175" security rating.

The LPS 1175 test stipulates the allowable toolset and minimum time at each security rating level to prevent forcible entry through a building element. The test (carried out by the Building Research Establishment) measures the time to make a hole big enough to get a person through (minimum of an elliptical shape 400mm x 225mm). It must be stressed that the test is carried out by individuals who already know the product inside-out - including any "weak spots".

These ratings will generally be rated SR1-5. Please see below for a description of what each rating will protect you against:

**SR1:** Opportunist attack by bodily force using minimal tools (e.g. screwdriver, knife, pliers, etc) for 1 minute.

**SR2:** More determined opportunist attack with tools of a higher mechanical advantage (e.g. SR1 tools plus bolt cutters, claw hammer, drill, etc) For 3 minutes.

**SR3:** Deliberate forced entry of protected premises using bodily force and a selection of attack options (e.g. SR2 tools plus short axe, chisels, crowbar, gas torch, etc) for 5 minutes.

**SR4:** Experience attempts at forced entry with higher tool levels (e.g. SR3 tools plus felling axe, sledgehammer, steel wedges, disc grinder, jigsaw, etc) for 10 minutes.

### OPTIONS AND VARIATIONS

#### Operation Options:

Electric - Single phase (for lower use and smaller shutters)

Electric - 3 Phase

**Finishing Options:**

Galvanised finish (Standard for steel)

Plastisol finish

All RAL powder coat options

LPSSHUT-3 Security Shutter

Applications

A shutter for use where security is a high priority, such as entrances to schools, hospital restricted areas, computer rooms, and general retail outlets, up to 35m<sup>2</sup>. The LPSSHUT-3 has been tested by the Loss Prevention Certification Board LPS1175 (7.0), rated SR3, and awarded 'Secured by Design' status. Internal face-fix installation only. CE marked to harmonised product standard BSEN 13241-1:2003.

Finish

All shutters are galvanneal finish as standard, polyester powder-coated to any RAL / BS colour on request.

Locking mechanisms

The LPSSHUT-3 incorporates a bullet locking system situated 1 meter from ground level, fixed to each guide channel; side anchors inside guide, central ground anchor on the bottom latch on shutters over 3 meters wide. Lock isolator kits available to prohibit operation of the shutter while in the locked condition.

Curtain Slat

Double skin mild steel insulated slat with 81mm face. Wall thickness 1.2mm (18swg), enclosing polystyrene insulation.

Visible Surface	81mm
Profile Height	100mm
Weight per m <sup>2</sup>	37kg
Maximum Width	7,000mm
Maximum Surface	10m <sup>2</sup> with tubular motor, or 35m <sup>2</sup> with externally mounted motor.

Housing

Housing manufactured from 0.8mm steel sheet (20swg). End caps are fabricated from steel plate.

Shutter Height	Box Size
(up to mm)	(mm)
2500	400
3500	450
5000	500

Guide Channels / Bottom Slat

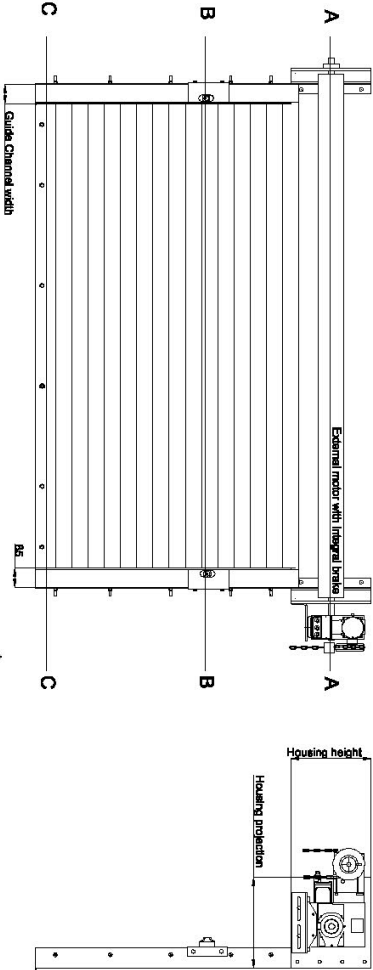
Steel section angle 100x63mm attached to bottom slat on attack face.

Guide channel depth is 70mm with an 85mm face. Guide channels are bolted onto 100x50x6mm angle. See Plan drawings on this sheet.

Operation

Electric: Single-phase tubular motor, or external motor in single or 3-phase with push button control. High security wired or wireless key-pad for installation on the 'attack' face of an opening. (Only approved switches may be used on the external face of an opening). Manual override by removable handle (for tubular motors), haul chain (for externally mounted motors).

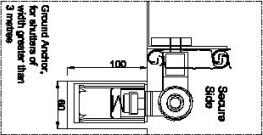
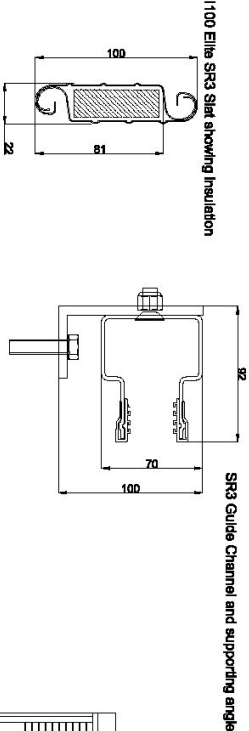
Viewed from secure side (internal)



Plan - A

Plan - B

Plan - C



UK Roller Shutters & Garage Doors  
Yew Tree Farm  
Gospel Ash Road  
Bobbington  
Stourbridge  
DY7 5EF

Telephone: 01384 221743





**UK ROLLER SHUTTERS**  
SUPPLIER & FITTER OF ROLLER SHUTTERS

**UK ROLLER SHUTTERS**  
SUPPLIER & FITTER OF ROLLER SHUTTERS

**TEL: +44(0) 1384 221743**

**EMAIL: [SALES@UKROLLERSHUTTERS.CO.UK](mailto:SALES@UKROLLERSHUTTERS.CO.UK)**

---