

# GLV-11INS95 Insulated Security Shutter

## Applications

High security commercial sites requiring large aperture coverage, and improved insulation properties from the shutter. Ideal for rapid rise / fast action opening and closing when in conjunction with Frequency Inverted motor and appropriate sensory peripherals.

## Curtain Slat

Double skinned polyester powder coated 95mm slat with polyurethane foam insulating core.  
Standard colours: Blue, Red, Mid-grey, Silver, White, Brown, Fir green, Light grey. Non-standard colours available on request over a galvanised finish.

Profile Height	95mm
Weight per m2	12kg
Maximum Width	7,000mm
Maximum Surface	35m <sup>2</sup>

## Housing

Manufactured from 0.9mm galvanised steel sheet.  
End caps are fabricated from 3mm - 12mm steel.  
Standard galvanised finish. Other colours available on request.

## Guide Length      Box Size

(up to mm)	(mm)
3700	400
4500	450
5500	500

N.B. The above enclosure sizes are based on standard 3-phase motor operation.

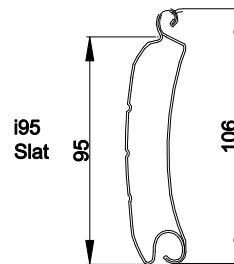
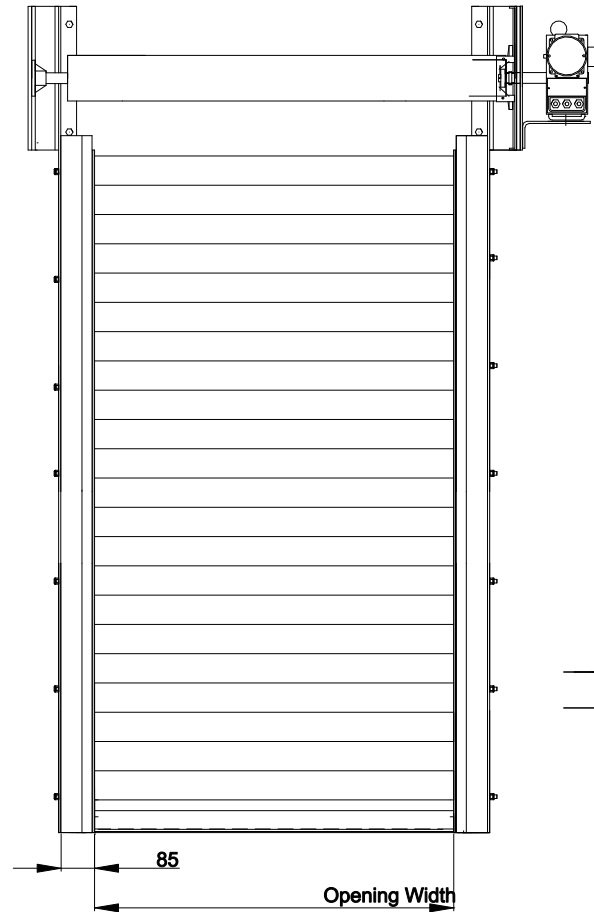
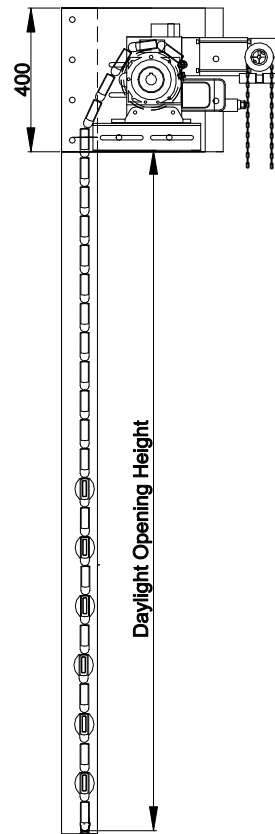
## Guide Channels / Bottom Slat

Aluminium powder coated bottom slat with EPDM weather seal.  
Guide channel depth is 85mm as standard.  
Standard galvanised finish. Other colours available on request.  
N.B. The guide channels are bolted to fixing angles or box section to suit the application.

## Operation

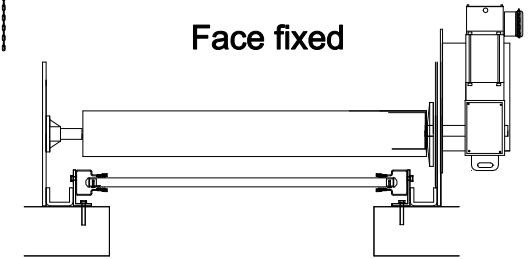
**Electric:** Single phase tubular motor or 3-phase outboard motor with push button control.  
Numerous options such as group or remote control etc available as required. Manual override facility as standard.

CE compliant to all applicable directives and regulations.

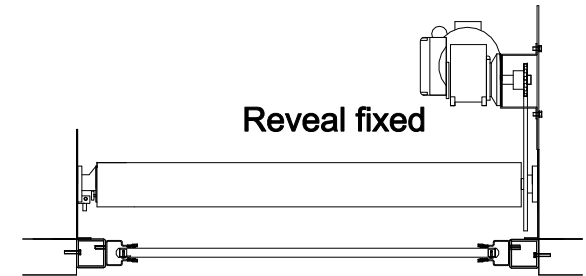


## Fixing Detail

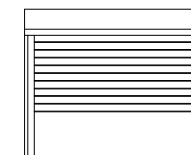
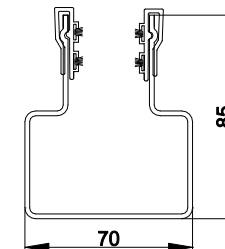
### Face fixed



### Reveal fixed



i95  
Wind  
guide



UK Roller Shutters & Garage Doors  
Yew Tree Farm  
Gospel Ash Road  
Bobbington  
Stourbridge  
DY7 5EF

Telephone: 01384 221743