

ALU-1237PE Security Shutter

Applications

High security domestic and commercial sites, up to 9m².

Note: The ALU-1237 can be upgraded to Insurance approved, Secure by Design status - LPS1175, SR1.

Punched or Perforated profile slats can be incorporated as required for full or partial vision. Can have polycarbonate inserts to infill the punched section.

Curtain Slat

Double-skinned extruded aluminium

Standard colours: White or Brown

Note: The extruded xxx profile can be powder coated any colour as required.

Blind Surface: 37mm

Weight per m² 7.3kg

Maximum width: 4000mm

Maximum surface: 9.5m²

Enclosure

Manufactured from roll formed aluminium with a stove-enamelled finish.

End caps are pressure moulded aluminium alloy.

Standard colours: White, or Brown. Other colours available on request.

Shutter Height **Box Size**
(mm) (up to mm)

1000	138
1200	150
1700	165
2000	180
2900	205
3800	250
4000	300

Guide Channels / Bottom Slat

Extruded aluminium with weather seal. Circular guide option. 53mm, 60mm or 68mm depths available as required. Standard colours White or Brown. Other colours available on request.


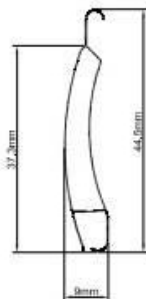
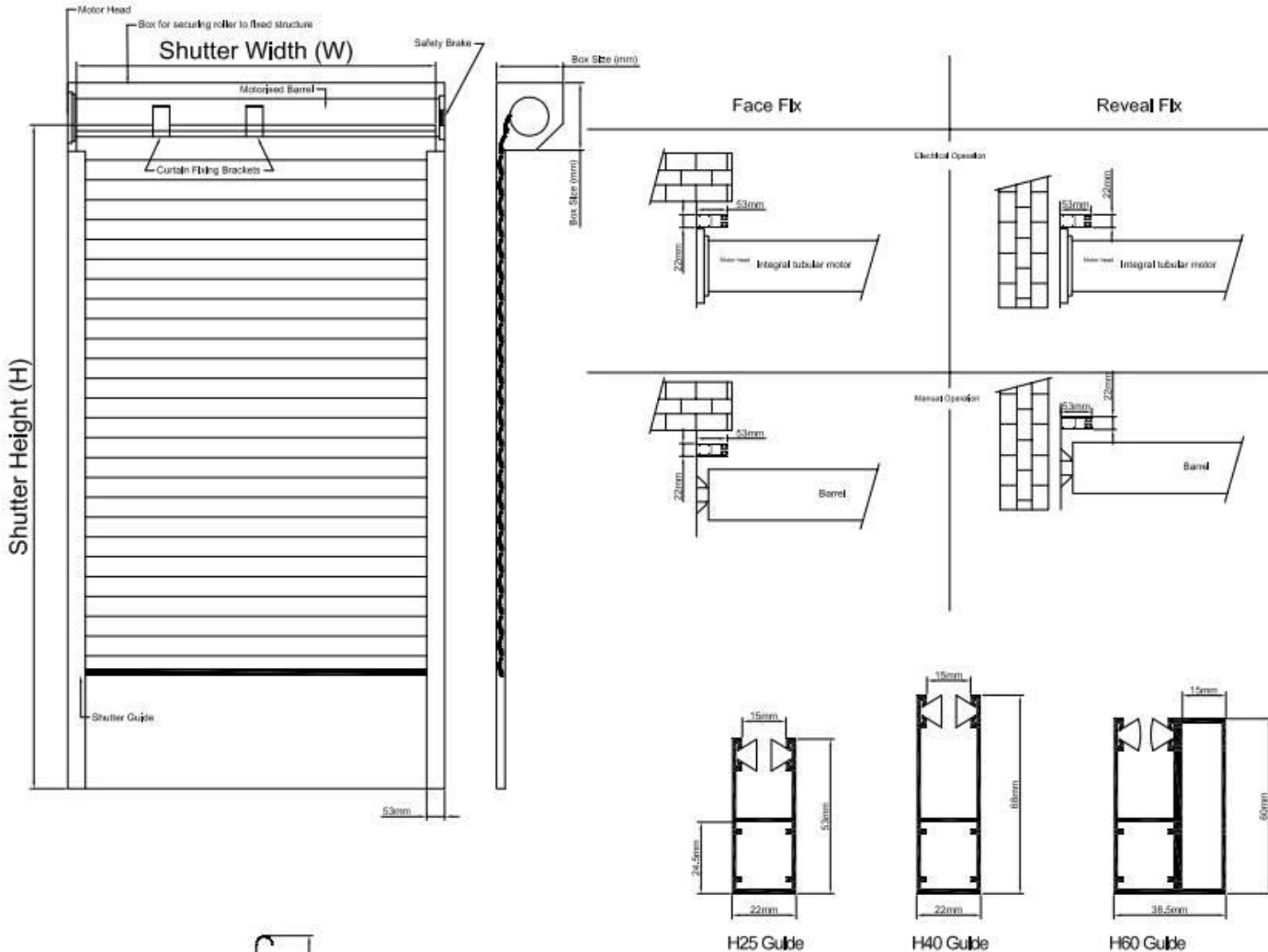
Operation

Cord: The swivel winder coils the belt when it is pulled up to a maximum weight of 20kg.

Rod & Crank: Geared rod crank handle winds the shutter up to a weight of 25kg.

Spring & Lock: A counter balanced spring assembly with a key lock bottom slat & handles up to a weight of 30kg.

Electric: Single phase tubular motor & wall switch as standard. Numerous options such as group or remote control etc. Manual override facility as required.



UK Roller Shutters & Garage Doors
Yew Tree Farm
Gospel Ash Road
Bobbington
Stourbridge
DY7 5EF

Telephone: 01384 221743