



ALU-12PU

ALU-12PU

ALU-12PU



PRODUCT DESCRIPTION

These shutters are typically used in larger shop windows or industrial estates as a cost effective way of allowing maximum visibility. Perspex infills can be added to this shutter for a surcharge in order to restrict airflow and keep energy bills down. For a surcharge this product can be upgraded to achieve a higher security rating - Secured by Design LPS1175 SR2 (see accreditations explained on our website) making it the only product of its kind.

Comes in white or brown as standard, but can be powder coated a number of colours for a surcharge.

IDEAL USES

- Warehouses
- Factories
- Industrial units
- Commercial buildings
- Car parks
- Bars
- Shop fronts
- Any larger openings

KEY FEATURES

- Polycarbonate inserts can be added to the punched out holes
- Offers 32% vision and airflow (without the polycarb infills)
- Punched holes can come in two styles; "brick-bond" style or "in-line"
- This product can be upgraded to LPS1175 SR2 security rating

TECHNICAL SPECIFICATIONS

Curtain Slat

Single skinned extruded aluminium 77mm with rectangular punched holes.

Standard colours: White or Brown Note: The extruded ALU-12PU profile can be powder coated any colour as required.

Blind Surface: 77mm

Weight per m2: 7.5kg (without inserts) or 8.8kg (with inserts)

Maximum width: 6500mm

Maximum surface: 25m2

Enclosure

Manufactured from roll formed aluminium with a stove-enamelled finish.

End caps are pressure moulded aluminium alloy.

Guide Channels / Bottom Slat

Extruded aluminium with weather seal.

Guide channels depth is 90mm, 70mm or 150mm.

Finish

Standard colours White or Brown, Other colours available on request.

Operation

Electric: Single phase tubular motor & wall switch as standard. Numerous options such as group or remote control etc. Manual override facility as required.

OPTIONS AND VARIATIONS

Operation/Controls

Electric

(Not all options are available on all size shutters)

Key switch

Radio/remote Control

Rocker switch

Timer closing

Loop and Radar operation

Smart phone

Swipe Card activation

Manual

Not available

Lath Design

Can be made from a smaller 37mm lath on smaller openings or where there is limited headroom. See our [ALU-1237PU](#) product. Lath can also be solid or punched as required.

Finishes

Can be Polyester powder coated or plastisol coated in a range of standard RAL colours' for an extra charge.

Accreditations

All of our security shutters guarantee a high level of security against vandalism and theft. However, for an extra charge you can have one of our shutters with a distinct security or fire rating accreditation including SBD (Secured by Design) or LPS1175 security rated levels 1-2.

ILLUSTRATIONS







ALU-12PU Security Shutter

Applications

High security commercial sites & shop-front applications, up to 25m². The ALU-12E/7 & ALU-12PU can be upgraded to Insurance approved Secure By Design status - LPS1175 (6.0) SEC (see V17 Elite Security Shutter).

The ALU-12PU shutter affords 41% vision as well as an outstanding security rating among vision profiles. The slit offers polycarbonate inserts to infill the punched section if required, adding to the thermal insulation properties and the security value.

Curtain Slit

Single-slotted extruded aluminium.
Standard colour: any BS /RAL colour as standard.

Blind Surface:

77mm

Weight per m² (two leaves):

7.5kg

Weight per m² (with inserts):

9kg

Maximum Width:

6500mm

Maximum Surface:

25m²

Enclosure

Manufactured from roll-formed aluminium with a stone-embossed finish.

End caps are pressure-moulded aluminium alloy.

Standard colour: any RAL / BS colour as standard.

Shutter height

Box Size

(mm) (up to mm)

2700

300

380

5000

Guide Channels / Bottom Slit

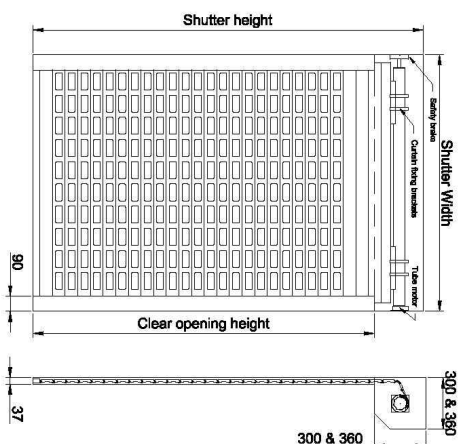
Extruded aluminium bottom slit with EPDM weather seal.

Guide channels with brush infill, and channel depth of 70, 80, or 150mm.

Operation

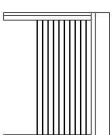
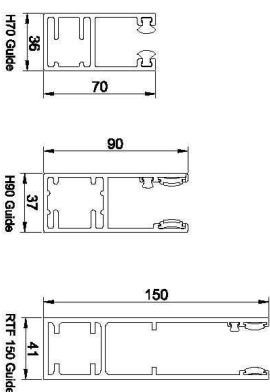
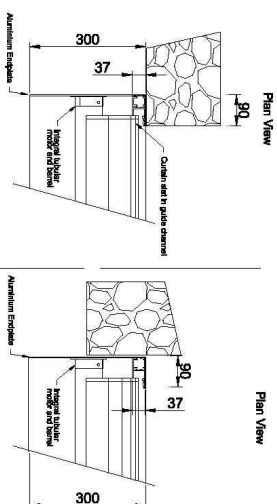
Electric: Single phase tubular motor & wall switch as standard. Numerous options such as group or remote control etc. Manual override facility as required.

Note: Manual operation is available but not common for the ALU-12PU since the large area usually covered by the shutter contributes to the weight of the weight.



Face Fix

Reveal Fix



UK Roller Shutters & Garage Doors
Yew Tree Farm
Gosport Ash Road
Bosbington
Stourbridge
DY7 9EF
Telephone: 01394 221743



UK ROLLER SHUTTERS
SUPPLIER & FITTER OF ROLLER SHUTTERS

UK ROLLER SHUTTERS
SUPPLIER & FITTER OF ROLLER SHUTTERS

TEL: +44(0) 1384 221743

EMAIL: SALES@UKROLLERSHUTTERS.CO.UK
