

ALU-12E77

Applications

High security commercial sites & shopfront applications, up to 25M².
Note: Can be upgraded to insurance approved "Secure by Design" status - LPS 1175 SR2.

Punched (ALU-12PU) or Perforated (ALU-12PE) profile slats can be incorporated as required for full or partial vision. The ALU-12PU can have polycarbonate inserts to infill the punched section.

Curtain Slat

Double-skinned extruded aluminium.

Standard colours: White or Brown.

Blind Surface: 77mm

Weight per m² 8.5kg

Maximum Width 6500mm

Maximum Surface 25m²

Enclosure

Manufactured from roll formed aluminium with a stove-enamelled finish.

End caps are pressure moulded aluminium alloy.

Standard colours: White or Brown. Other colours available on request.

Shutter Height (mm)	Box Size (up to mm)
2700	300
4000	360
5000	400

Guide Channels / Bottom Slat

Extruded aluminium with weather seal.

Guide channels depth is 90mm, 70mm or 150mm.

Standard colours White or Brown. Other colours available on request.

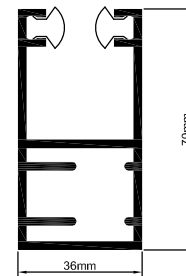
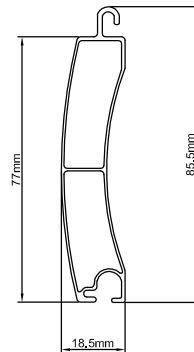
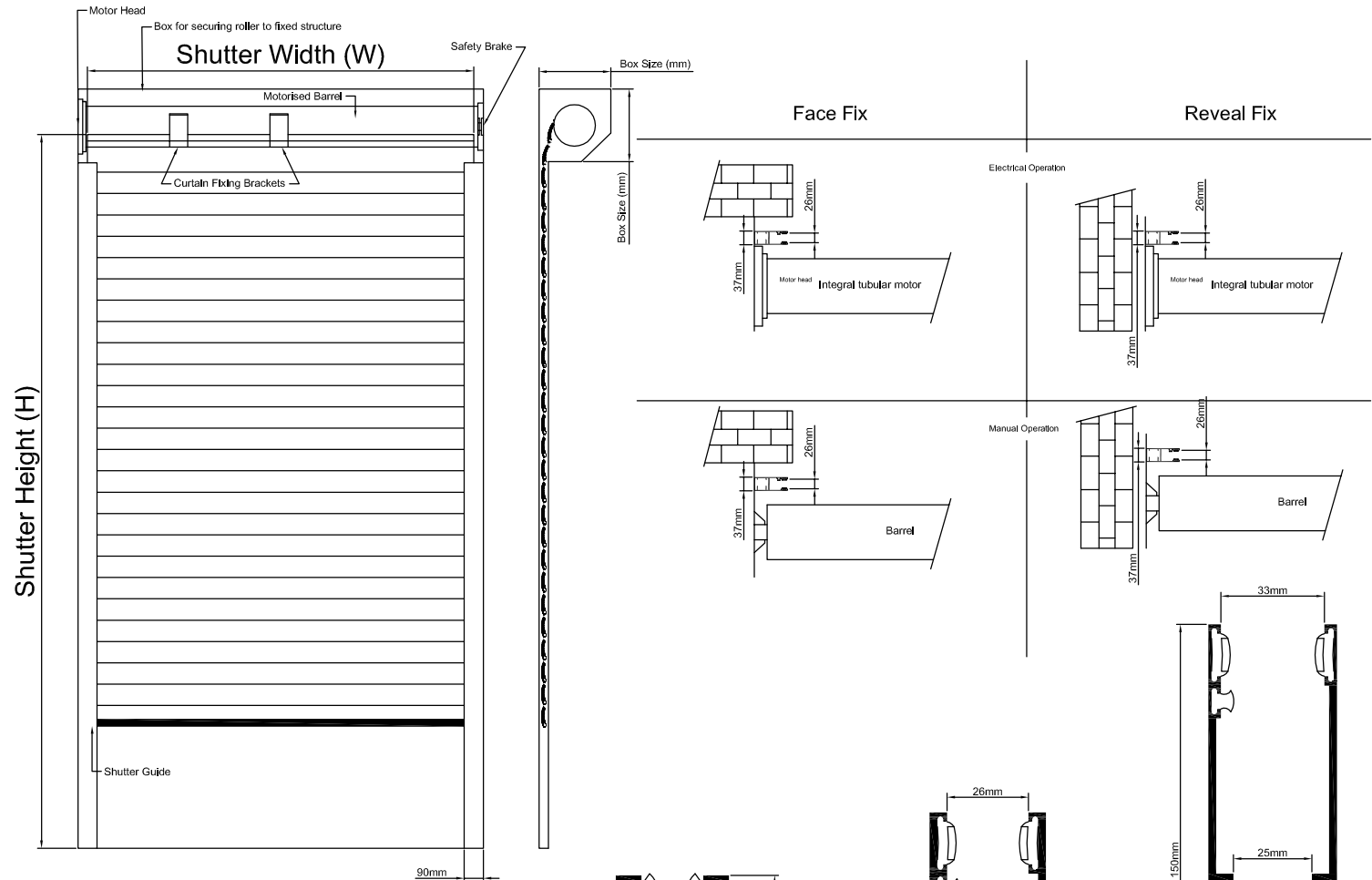
Operation

Electric: Single phase tubular motor & wall switch as standard.

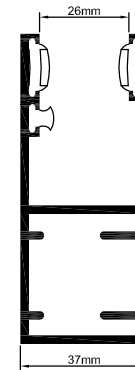
Numerous options such as group or remote control etc.

Manual override facility as required.

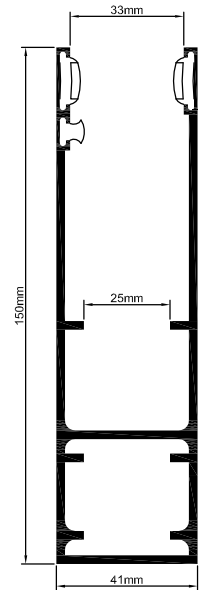
Note: Manual operation is available but not common for the ALLPShut-19, ALU-12PU & ALU-12PE profiles as they are utilised for larger areas in most cases.




H70 Guide



H90 Guide



RTF 150 Guide



UK Roller Shutters & Garage Doors
 Yew Tree Farm
 Gospel Ash Road
 Bobbington
 Stourbridge
 DY7 5EF

Telephone: 01384 221743